

Further investigations:

Let your child build a tower with blocks or make a line of cars or pillows. Then you build a tower or make a line of cars or pillows. Compare the two. Which one is longer? Which one is shorter? Are they the same length? Repeat the activity with different size objects.

Cut a piece of string to match your child's height. Help your child find objects in your home that are longer/taller, shorter, or the same length as the piece of string.

While shopping at the grocery store, weigh a sweet potato and an orange or other produce. Which one is heavier? Which one is lighter? Repeat the activity with other objects from the produce department.

Which will hold more: a tall narrow can or a short wide one? Let your child test out his guess by pouring water from one container into another in the sink or tub.

Terminology:

Capacity: the amount of space inside or the largest amount that can be held by a container

Weight: how heavy a thing is

Heavier: describing an object that has more weight than another object

Lighter: describing an object that has less weight than another object

Picture graph: a graph in which the data is displayed in a chart using pictures and symbols

Book'em:

House for Birdie by Stuart Murphy

Cook-a Doodle-Do by Janet Stevens

The Best Bug Parade: Comparing Sizes by Stuart Murphy

The Crayon Box that Talked by Shane Derolf and Michael Letzig

Monster Math by Anne Miranda

Related Files:

www.ceismc.gatech.edu/csi

Sorting, Comparing, and Ordering

Students will:

- Measure and compare objects
- Compare and order objects relating to length, height, weight, capacity, and size
- Pose questions and collect data related to geometric shapes
- Organize and record information concerning basic shapes using objects, pictures and picture graphs
- Count objects up to 20

Classroom Cases:

1. Compare the heights of the children below.




Sam Ruby Tommy

- A. Which one is taller?
- B. Which one is shorter?
- C. Are there any that are the same height?

Case Closed - Evidence:

- A. Ruby is taller than Sam and Tommy is taller than Sam.
- B. Sam is shorter than Ruby and Tommy.
- C. Ruby and Tommy are the same height.

2. Put these containers in order based on which holds the least to which holds the most.

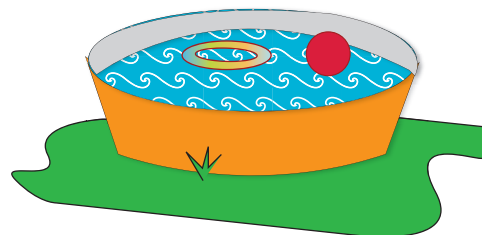


Bucket



Coffee cup


Kiddie pool












Case Closed - Evidence:

Cup, bucket, pool

3. Count the number of objects. Make a chart to show how many you have of each object.



Case Closed - Evidence:

Turtles				
Fish				
Jellyfish				

Clues:

To help your child begin organizing information, place small items, such as beans or pennies, in an empty ice tray or egg carton. These containers are uniform and when one section holds one item, it is easy to see the different amounts represented.